

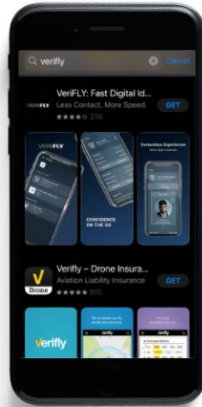


STEP by STEP GUIDE

to

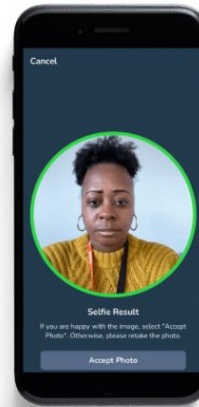
Uploading COVID Vaccination Cards to VeriFLY

1




Download the VeriFLY app from the Apple App Store or Google Play.

2



Register with VeriFLY, take a selfie, and confirm your email address

3



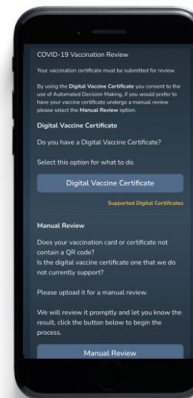
Scan this QR code designed for RCC.

4



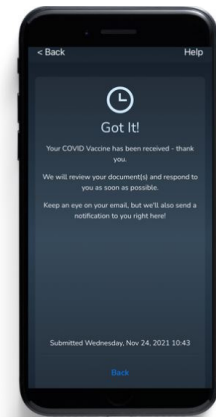
Enter in your Name, Country, and DOB

5



SCAN your Vax Card QR Code or take a photo and upload your paper card

6



Once your document(s) have been verified, you will be notified.